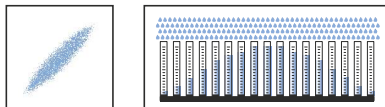


### STANDARD AND LARGE CAPACITY

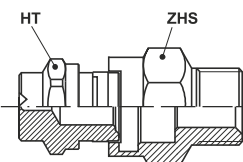
The HT series flat fan nozzles offer the same quality and technical characteristics of the standard types but also the additional convenience of a bayonet coupling which allows a simple assembly with no need of tools and an automatic spray pattern alignment. The optimum performance of your system or machine is then conveniently safeguarded, with a noticeable reduction in service cost and production loss for system downtime. HT series are widely applied to working environments that are easy to clog. HT nozzles are available with low, standard and large capacity.



### Quick-connect nozzles



HT + ZHS



| HTA<br>0° | HTL<br>40° | HTN<br>50° | HTR<br>65° | HTT<br>80° | HTV<br>95° | HTJ<br>110° | Code | D<br>mm | Capacity<br>at different pressure values |     |     |     |     |     |     |    | (l/min)<br>(bar) |
|-----------|------------|------------|------------|------------|------------|-------------|------|---------|--|-----|-----|-----|-----|-----|-----|----|------------------|
|           |            |            |            |            |            |             |      |         | 0.5                                      | 1.0 | 1.5 | 2.0 | 3.0 | 5.0 | 7.0 | 10 |                  |

#### Low capacity tips

|   |   |   |   |   |   |   |      |      |      |      |      |      |      |      |      |      |
|---|---|---|---|---|---|---|------|------|------|------|------|------|------|------|------|------|
| • | • | • | • | • | • | • | 0260 | 0.53 | 0.11 | 0.15 | 0.18 | 0.21 | 0.26 | 0.34 | 0.40 | 0.47 |
| • | • | • | • | • | • | • | 0390 | 0.66 | 0.16 | 0.23 | 0.28 | 0.32 | 0.39 | 0.50 | 0.60 | 0.71 |
| • | • | • | • | • | • | • | 0590 | 0.79 | 0.24 | 0.34 | 0.42 | 0.48 | 0.59 | 0.76 | 0.90 | 1.08 |
| • | • | • | • | • | • | • | 0780 | 0.91 | 0.32 | 0.45 | 0.55 | 0.64 | 0.78 | 1.01 | 1.19 | 1.42 |
| • | • | • | • | • | • | • | 1120 | 1.10 | 0.49 | 0.69 | 0.85 | 0.98 | 1.20 | 1.55 | 1.83 | 2.19 |
| • | • | • | • | • | • | • | 1160 | 1.30 | 0.65 | 0.92 | 1.13 | 1.31 | 1.60 | 2.07 | 2.44 | 2.92 |
| • | • | • | • | • | • | • | 1190 | 1.30 | 0.78 | 1.10 | 1.34 | 1.55 | 1.90 | 2.45 | 2.90 | 3.50 |
| • | • | • | • | • | • | • | 1200 | 1.40 | 0.82 | 1.15 | 1.41 | 1.63 | 2.00 | 2.58 | 3.06 | 3.65 |
| • | • | • | • | • | • | • | 1230 | 1.50 | 0.94 | 1.33 | 1.63 | 1.88 | 2.30 | 2.97 | 3.51 | 4.20 |

#### Standard capacity tips

|   |   |   |   |   |   |   |      |      |      |      |      |      |      |      |      |      |
|---|---|---|---|---|---|---|------|------|------|------|------|------|------|------|------|------|
| • | • | • | • | • | • | • | 1310 | 1.70 | 1.27 | 1.79 | 2.19 | 2.53 | 3.10 | 4.00 | 4.74 | 5.66 |
| • | • | • | • | • | • | • | 1385 | 1.80 | 1.57 | 2.22 | 2.72 | 3.14 | 3.85 | 4.97 | 5.88 | 7.03 |
| • | • | • | • | • | • | • | 1490 | 2.10 | 2.00 | 2.83 | 3.46 | 4.00 | 4.90 | 6.33 | 7.48 | 8.95 |
| • | • | • | • | • | • | • | 1581 | 2.30 | 2.37 | 3.35 | 4.11 | 4.74 | 5.81 | 7.50 | 8.87 | 10.6 |
| • | • | • | • | • | • | • | 1780 | 2.70 | 3.18 | 4.50 | 5.52 | 6.37 | 7.80 | 10.1 | 11.9 | 14.2 |
| • | • | • | • | • | • | • | 1980 | 3.00 | 4.00 | 5.66 | 6.93 | 8.00 | 9.80 | 12.7 | 15.0 | 17.9 |
| • | • | • | • | • | • | • | 2124 | 3.40 | 5.06 | 7.16 | 8.77 | 10.1 | 12.4 | 16.0 | 18.9 | 22.6 |
| • | • | • | • | • | • | • | 2153 | 3.80 | 6.25 | 8.83 | 10.8 | 12.5 | 15.3 | 19.8 | 23.4 | 27.9 |
| • | • | • | • | • | • | • | 2194 | 4.30 | 7.96 | 11.3 | 13.8 | 15.9 | 19.5 | 25.2 | 29.8 | 35.6 |

#### High capacity tips

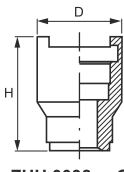
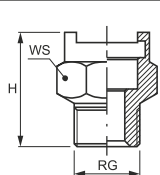
|   |   |   |   |   |   |   |      |      |      |      |      |      |      |      |      |      |
|---|---|---|---|---|---|---|------|------|------|------|------|------|------|------|------|------|
| • | • | • | • | • | • | • | 2310 | 5.40 | 12.7 | 17.9 | 21.9 | 25.3 | 31.0 | 40.0 | 47.4 | 56.6 |
| • | • | • | • | • | • | • | 2390 | 6.00 | 15.9 | 22.5 | 27.6 | 31.8 | 39.0 | 50.3 | 59.6 | 71.2 |
| • | • | • | • | • | • | • | 2470 | 6.60 | 19.2 | 27.1 | 33.2 | 38.4 | 47.0 | 60.7 | 71.8 | 85.8 |
| • | • | • | • | • | • | • | 2590 | 7.50 | 24.1 | 34.1 | 41.7 | 48.2 | 59.0 | 76.2 | 90.1 | 108  |
| • | • | • | • | • | • | • | 2780 | 8.70 | 31.8 | 45.0 | 55.2 | 63.7 | 78.0 | 101  | 119  | 142  |

**ACCESSORIES** We offer various specification and materials of nipples. Please see below ordering code.

### Typical applications

- Washing**
  - Steel and PCB cleaning
  - Filter cloth cleaning
- Cooling**
  - Steel cooling
  - Product cooling
- Other applications**
  - Pre-treatment for coating process
  - Sewage treatment system

|                               | Thread size (RG)<br>inch | Standard size | Large size    | H<br>mm | WS<br>mm | D<br>mm |
|-------------------------------|--------------------------|---------------|---------------|---------|----------|---------|
| Male nipple                   | 1/4"                     | ZHS 0025 xxQ1 | -             | 29      | 22       | -       |
|                               | 3/8"                     | ZHS 0038 xxQ1 | -             | 29      | 22       | -       |
|                               | 1/2"                     | -             | ZHS 0050 xxQ2 | 35      | 30       | -       |
| Female nipple                 | 3/8"                     | ZHT 0038 xxQ1 | -             | 29      | 22       | -       |
| Welding nipple                | -                        | ZHU 0038 xxQ1 | ZHU 0050 xxQ2 | 32      | -        | 28      |
| Seal (Viton) for SS nipples   | -                        | VDH BQ10 E7   | VDH BQ20 E7   | -       | -        | -       |
| Seal (BUNA) for brass nipples | -                        | VDH BQ10 E8   | VDH BQ20 E8   | -       | -        | -       |



ZHU 0038 xxQ1

ZHS 0025 xxQ1

ZHS 0050 xxQ2

### HOW TO MAKE UP THE NOZZLE CODE

EX.: HTA 1310 B1

