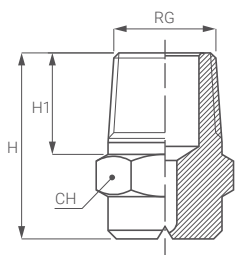


J (STANDARD CAPACITY FLAT FAN NOZZLES)

STANDARD CAPACITY FLAT FAN NOZZLES

Standard flat fan nozzles are available in a wide range of different capacities, spray angles, thread sizes and materials. Used in several industrial applications, they produce a mist spray and supply an appropriate force of impact.



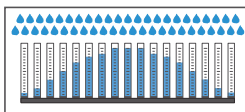
TYPICAL APPLICATIONS

- Washing:* parts cleaning, food cleaning, filter cloth cleaning
 - Spray:* spray of chemicals, disinfectant and lubricating fluids
 - Cooling:* metal parts and vehicles cooling
 - Other applications:* water curtain for toxic gases separation, cleaning systems
- In steelworks they are used in the pickling process to remove surface oxides layers formed during the hot metalwork.

THREAD SPECIFICATION: BSPT, NPT



Spray section



Convex distribution



SPRAY ANGLE CODES

JxA	0°
JxC	20°
JxF	30°
JxM	45°
JxQ	60°
JxU	90°
JxW	120°

THREAD SIZE CODES (RG)

JA	1/8"
JB	1/4"
JC	3/8"

SPRAY ANGLE	JAA 1/8"	JBA 1/4"	JCA 3/8"	CAPACITY CODE	D mm	Capacity at different pressure values									(l/min) (bar)	
						0.5	1.0	2.0	3.0	4.0	5.0	7.0	10	20		
0°	•	•		0780	0.91	0.32	0.45	0.64	0.78	0.90	1.01	1.19	1.42	2.01		
	•	•		1120	1.10	0.49	0.69	0.98	1.20	1.39	1.55	1.83	2.19	3.10		
	•	•		1160	1.30	0.65	0.92	1.31	1.60	1.85	2.07	2.44	2.92	4.13		
	•	•		1190	1.30	0.78	1.10	1.55	1.90	2.19	2.45	2.90	3.47	4.91		
	•	•		1233	1.50	0.95	1.35	1.90	2.33	2.69	3.01	3.56	4.25	6.02		
	•	•		1310	1.70	1.27	1.79	2.53	3.10	3.58	4.00	4.74	5.66	8.00		
	•	•		1385	1.80	1.57	2.22	3.14	3.85	4.45	4.97	5.88	7.03	9.94		
	•	•		1490	2.10	2.00	2.83	4.00	4.90	5.66	6.33	7.48	8.95	12.7		
	•	•		1581	2.30	2.37	3.35	4.74	5.81	6.71	7.50	8.87	10.6	15.0		
	•	•	•	1780	2.70	3.18	4.50	6.37	7.80	9.01	10.1	11.9	14.2	20.1		
	•	•	•	1980	3.00	4.00	5.66	8.00	9.80	11.3	12.7	15.0	17.9	25.3		
	•	•	•	2124	3.40	5.06	7.16	10.1	12.4	14.3	16.0	18.9	22.6	32.0		
	•	•	•	2153	3.80	6.25	8.83	12.5	15.3	17.7	19.8	23.4	27.9	39.5		
	•	•	•	2195	4.30	7.96	11.3	15.9	19.5	22.5	25.2	29.8	35.6	50.3		
	•	•	•	2245	4.80	10.0	14.1	20.0	24.5	28.3	31.6	37.4	44.7	63.3		
•	•	•	2274	5.20	11.2	15.8	22.4	27.4	31.6	35.4	41.9	50.0	70.7			
•	•	•	2310	5.40	12.7	17.9	25.3	31.0	35.8	40.0	47.4	56.6	80.0			
•	•	•	2390	6.00	15.9	22.5	31.8	39.0	45.0	50.3	59.6	71.2	101			
•	•	•	2470	6.20	19.2	27.1	38.4	47.0	54.3	60.7	71.8	85.8	121			

DIMENSIONS AND WEIGHTS

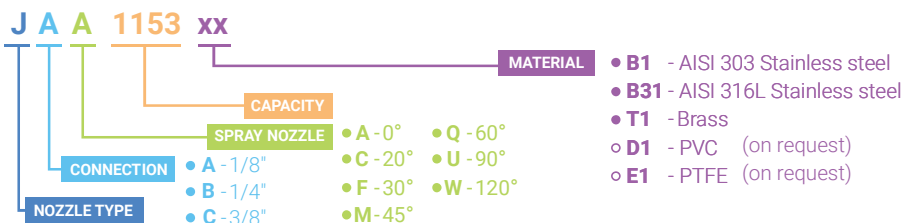
CODE	Dimension (RG)	H	H1	CH	W
Type	inch	mm	mm	mm	gr
JA	1/8"	19.5	11	12	9
JB	1/4"	22.0	12	14	18
JC	3/8"	25.0	14	17	34

IMPORTANT

The nozzle **Jxx 0780 B31** is made with "low capacity" body, while when it's fabricated with other materials is made with "standard capacity" body.

HOW TO MAKE UP THE NOZZLE CODE

Ex.: JAA 1153 B1



(STANDARD CAPACITY FLAT FAN NOZZLES) J

D	Capacity at different pressure values (l/min) (bar)	D mm	CAPACITY CODE	JAC 1/8"		JBC 1/4"		JCC 3/8"									
				0.5	1.0	2.0	3.0	4.0	5.0	7.0	10	20					
20°	•	0.91	0780														
	•	1.10	1120														
	•	1.30	1160														
	•	1.30	1190														
	•	1.50	1233														
	•	1.70	1310														
	•	1.80	1385														
	•	2.10	1490														
	•	2.30	1581														
	•	2.70	1780														
	•	3.00	1980														
	•	3.40	2124														
	•	3.80	2153														
	•	4.30	2195														
	•	4.80	2245														
	•	5.20	2274														
•	5.40	2310															
•	6.00	2390															
•	6.20	2470															

SPRAY ANGLE CODES

JxA	0°
JxC	20°
JxF	30°
JxM	45°
JxQ	60°
JxU	90°
JxW	120°

THREAD SIZE CODES (RG)

JA	1/8"
JB	1/4"
JC	3/8"

IMPORTANT

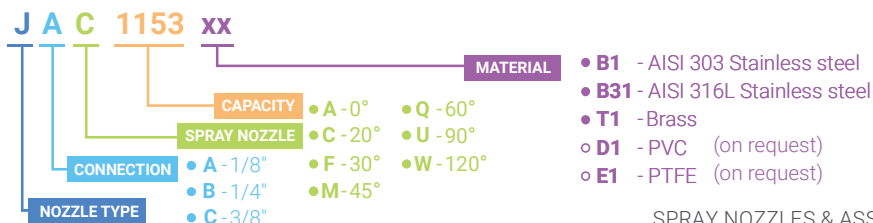
The nozzle **Jxx 0780 B31** is made with "low capacity" body, while when it's fabricated with other materials is made with "standard capacity" body.

D	Capacity at different pressure values (l/min) (bar)	D mm	CODE	JAF 1/8"		JBF 1/4"		JCF 3/8"									
				0.5	1.0	2.0	3.0	4.0	5.0	7.0	10	20					
30°	•	0.91	0780														
	•	1.10	1120														
	•	1.30	1160														
	•	1.30	1190														
	•	1.50	1233														
	•	1.70	1310														
	•	1.80	1385														
	•	2.10	1490														
	•	2.30	1581														
	•	2.70	1780														
	•	3.00	1980														
	•	3.40	2124														
	•	3.80	2153														
	•	4.30	2195														
	•	4.80	2245														
	•	5.20	2274														
•	5.40	2310															
•	6.00	2390															
•	6.20	2470															

D	Capacity at different pressure values (l/min) (bar)	D mm	CODE	JAM 1/8"		JBM 1/4"		JCM 3/8"									
				0.5	1.0	2.0	3.0	4.0	5.0	7.0	10	20					
45°	•	0.91	0780														
	•	1.10	1120														
	•	1.30	1160														
	•	1.30	1190														
	•	1.50	1233														
	•	1.70	1310														
	•	1.80	1385														
	•	2.10	1490														
	•	2.30	1581														
	•	2.70	1780														
	•	3.00	1980														
	•	3.40	2124														
	•	3.80	2153														
	•	4.30	2195														
	•	4.80	2245														
	•	5.20	2274														
•	5.40	2310															
•	6.00	2390															
•	6.20	2470															

HOW TO MAKE UP THE NOZZLE CODE

Ex.: JAC 1153 B1



J (STANDARD CAPACITY FLAT FAN NOZZLES)

SPRAY ANGLE
CODES

JxA	0°
JxC	20°
JxF	30°
JxM	45°
JxQ	60°
JxU	90°
JxW	120°

THREAD SIZE
CODES (RG)

JA	1/8"
JB	1/4"
JC	3/8"

	JAQ 1/8"	JBQ 1/4"	JCQ 3/8"	CAPACITY CODE	D mm	Capacity at different pressure values								(l/min) (bar)	
						0.5	1.0	2.0	3.0	4.0	5.0	7.0	10	20	
60°	•	•		0780	0.91	0.32	0.45	0.64	0.78	0.90	1.01	1.19	1.42	2.01	
	•	•		1120	1.10	0.49	0.69	0.98	1.20	1.39	1.55	1.83	2.19	3.10	
	•	•		1160	1.30	0.65	0.92	1.31	1.60	1.85	2.07	2.44	2.92	4.13	
	•	•		1190	1.30	0.78	1.10	1.55	1.90	2.19	2.45	2.90	3.47	4.91	
	•	•		1233	1.50	0.95	1.35	1.90	2.33	2.69	3.01	3.56	4.25	6.02	
	•	•		1310	1.70	1.27	1.79	2.53	3.10	3.58	4.00	4.74	5.66	8.00	
	•	•		1385	1.80	1.57	2.22	3.14	3.85	4.45	4.97	5.88	7.03	9.94	
	•	•		1490	2.10	2.00	2.83	4.00	4.90	5.66	6.33	7.48	8.95	12.7	
	•	•		1581	2.30	2.37	3.35	4.74	5.81	6.71	7.50	8.87	10.6	15.0	
	•	•		1780	2.70	3.18	4.50	6.37	7.80	9.01	10.1	11.9	14.2	20.1	
	•	•	•	1980	3.00	4.00	5.66	8.00	9.80	11.3	12.7	15.0	17.9	25.3	
	•	•	•	2124	3.40	5.06	7.16	10.1	12.4	14.3	16.0	18.9	22.6	32.0	
	•	•	•	2153	3.80	6.25	8.83	12.5	15.3	17.7	19.8	23.4	27.9	39.5	
	•	•	•	2195	4.30	7.96	11.3	15.9	19.5	22.5	25.2	29.8	35.6	50.3	
	•	•	•	2245	4.80	10.0	14.1	20.0	24.5	28.3	31.6	37.4	44.7	63.3	

IMPORTANT

The nozzle **Jxx 0780 B31** is made with "low capacity" body, while when it's fabricated with other materials is made with "standard capacity" body.

	JAU	JBU	JCU	CODE	D	0.5	1.0	2.0	3.0	4.0	5.0	7.0	10	20
90°	•	•		0780	0.91	0.32	0.45	0.64	0.78	0.90	1.01	1.19	1.42	2.01
	•	•		1120	1.10	0.49	0.69	0.98	1.20	1.39	1.55	1.83	2.19	3.10
	•	•		1160	1.30	0.65	0.92	1.31	1.60	1.85	2.07	2.44	2.92	4.13
	•	•		1190	1.30	0.78	1.10	1.55	1.90	2.19	2.45	2.90	3.47	4.91
	•	•		1233	1.50	0.95	1.35	1.90	2.33	2.69	3.01	3.56	4.25	6.02
	•	•		1310	1.70	1.27	1.79	2.53	3.10	3.58	4.00	4.74	5.66	8.00
	•	•		1385	1.80	1.57	2.22	3.14	3.85	4.45	4.97	5.88	7.03	9.94
	•	•		1490	2.10	2.00	2.83	4.00	4.90	5.66	6.33	7.48	8.95	12.7
	•	•		1581	2.30	2.37	3.35	4.74	5.81	6.71	7.50	8.87	10.6	15.0
	•	•		1780	2.70	3.18	4.50	6.37	7.80	9.01	10.1	11.9	14.2	20.1
	•	•	•	1980	3.00	4.00	5.66	8.00	9.80	11.3	12.7	15.0	17.9	25.3
	•	•	•	2124	3.40	5.06	7.16	10.1	12.4	14.3	16.0	18.9	22.6	32.0
	•	•	•	2153	3.80	6.25	8.83	12.5	15.3	17.7	19.8	23.4	27.9	39.5
	•	•	•	2195	4.30	7.96	11.3	15.9	19.5	22.5	25.2	29.8	35.6	50.3
	•	•	•	2245	4.80	10.0	14.1	20.0	24.5	28.3	31.6	37.4	44.7	63.3

	JAW	JBW	JCW	CODE	D	0.5	1.0	2.0	3.0	4.0	5.0	7.0	10	20
120°	•	•		0780	0.91	0.32	0.45	0.64	0.78	0.90	1.01	1.19	1.42	2.01
	•	•		1120	1.10	0.49	0.69	0.98	1.20	1.39	1.55	1.83	2.19	3.10
	•	•		1160	1.30	0.65	0.92	1.31	1.60	1.85	2.07	2.44	2.92	4.13
	•	•		1190	1.30	0.78	1.10	1.55	1.90	2.19	2.45	2.90	3.47	4.91
	•	•		1233	1.50	0.95	1.35	1.90	2.33	2.69	3.01	3.56	4.25	6.02
	•	•		1310	1.70	1.27	1.79	2.53	3.10	3.58	4.00	4.74	5.66	8.00
	•	•		1385	1.80	1.57	2.22	3.14	3.85	4.45	4.97	5.88	7.03	9.94
	•	•		1490	2.10	2.00	2.83	4.00	4.90	5.66	6.33	7.48	8.95	12.7
	•	•		1581	2.30	2.37	3.35	4.74	5.81	6.71	7.50	8.87	10.6	15.0
	•	•		1780	2.70	3.18	4.50	6.37	7.80	9.01	10.1	11.9	14.2	20.1
	•	•	•	1980	3.00	4.00	5.66	8.00	9.80	11.3	12.7	15.0	17.9	25.3
	•	•	•	2124	3.40	5.06	7.16	10.1	12.4	14.3	16.0	18.9	22.6	32.0
	•	•	•	2153	3.80	6.25	8.83	12.5	15.3	17.7	19.8	23.4	27.9	39.5
	•	•	•	2195	4.30	7.96	11.3	15.9	19.5	22.5	25.2	29.8	35.6	50.3
	•	•	•	2245	4.80	10.0	14.1	20.0	24.5	28.3	31.6	37.4	44.7	63.3

HOW TO MAKE UP
THE NOZZLE CODE

Ex.: JAA 1153 B1

