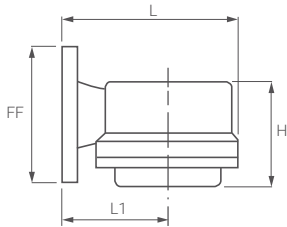


PR (HOLLOW CONE NOZZLES)

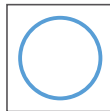


TANGENTIAL NOZZLES / LARGE FLOW RATES

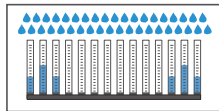
PR nozzles produce a hollow cone spray pattern based on the tangential jet principle generating atomized flows with large flow rates. They have a vaneless and large free inside passage and offer a considerable resistance to clogging and high performances.

FLANGE
DIN2633-ND16, JIS

TYPICAL APPLICATIONS
Desulfurization
Denitrification
Exhaust scrubbers
Coke quenching towers



Spray section



Concave distribution



130°	CODE	DN inch	DE mm	DU mm	Capacity at different pressure values (l/min) (bar)					Dimensions mm			
					0.5	1.0	2.0	3.0	5.0	FF	H	L	L1
130°	PRY 3612 xx	3"	31.0	90	250	353	500	612	790	200	157	250	150
	PRY 3685 xx		34.0	90	280	395	559	685	884				
	PRY 3771 xx		36.5	90	315	445	630	771	995				
	PRY 3869 xx		39.5	90	355	502	710	869	1122				
	PRY 3979 xx		40.0	90	400	565	799	979	1264				
	PRY 4110 xx		43.0	90	449	635	898	1100	1420				
	PRY 4122 xx		50.0	90	498	704	996	1220	1575				
	PRY 4153 xx	57.0	90	625	883	1249	1530	1975					
	PRY 4195 xx	4"	60.0	145	796	1126	1592	1950	2517	220	242	355	200
	PRY 4244 xx		70.0	145	996	1409	1992	2440	3150				
PRY 4306 xx	79.0		145	1249	1767	2498	3060	3950					
PRY 4385 xx	87.0		145	1572	2223	3144	3850	4970					

HOW TO MAKE UP THE NOZZLE CODE

EX.: PRY 3612 B31

